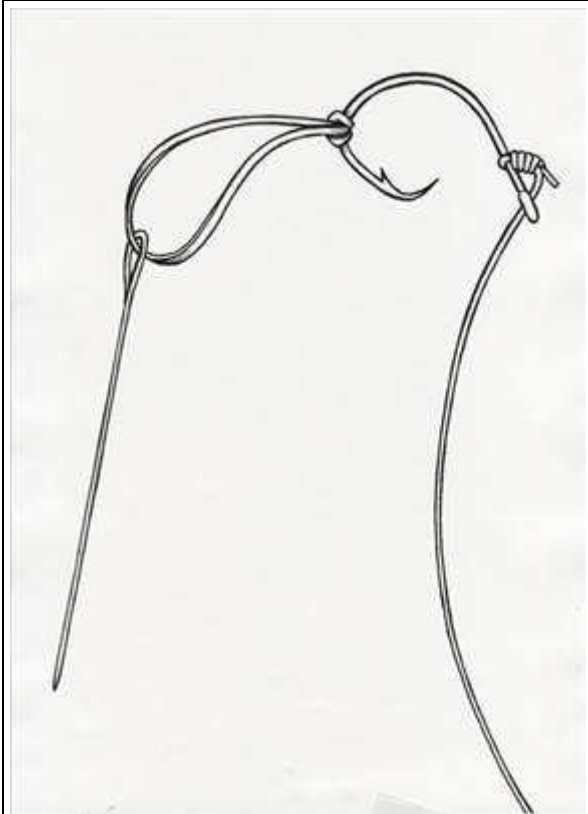


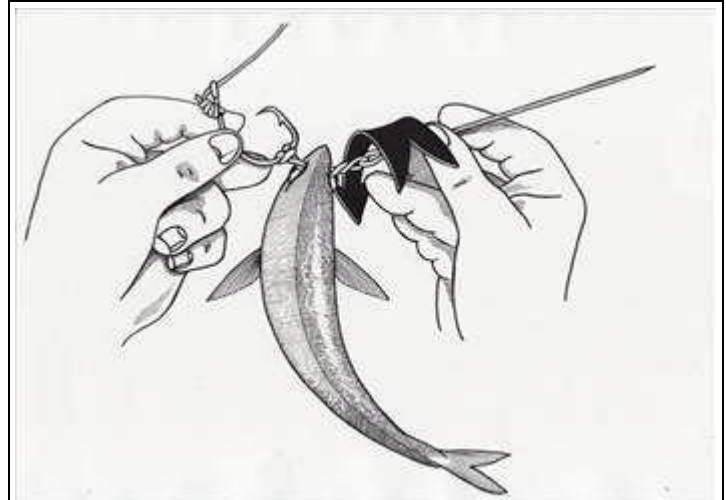
## Live Baiting With A Rubber Band By Geoff Wilson

Live-baiting with the use of an open eye baiting needle, circle hook and rubber band solves problems related to speed of deployment, and hooking the live bait rather than the fish that takes it.

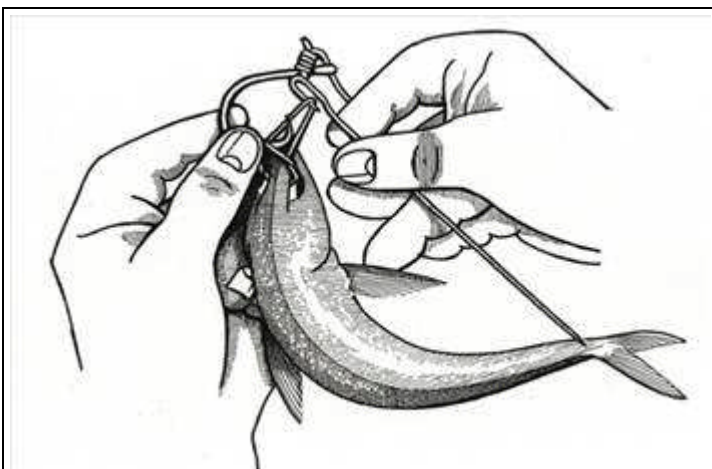
An open eye baiting needle is required. You can make one by flattening one end of a 1.0 mm length of stainless steel wire and bending it over to form the eye.



1. A circle hook is attached to the leader so that the gape of the hook faces back up the leader. A rubber band is securely attached to the hook and through the eye of the baiting needle



2. The needle is threaded through the eye tunnel of the baitfish and rotated so that the loop size is reduced to the point it won't slip off the hook.



3. The rubber band is then looped over the point and barb of the hook and the needle disengaged.



4. The baitfish is now securely attached and may be presented with confidence that any fish large enough to take it will become hooked.



Mick Kollaris and Bill Athanassilies of Live Now! Fish To The Max, with a large kingfish taken on the rubber band, live-baiting rig.



Geoff Wilson with another.